



WELCOME TO



HAPPILY TRADE

YOUR INFORMATION PARTNER

An ISO 27001:2022 Certified Company

Our Super Portal **welex** 

Grow your business with Real Time Data

Get access to authentic and accurate
Import/Export Trade Data Reports to discover
new opportunities all around the world.



TABLE OF CONTENTS

01. From Director's Desk	10. Competitors Metrics
02. About Us	11. Graphical Analysis
03. Happily Trade Exim's Growth Chart	12. Country insights
04. Our Purpose	13. Contact request
05. Why choose us?	14. Billing
06. Global trade solutions for everyone	15. Contact Us
07. Our Super Portal Welexo	16. Our Clients
08. Dive into Welexo Dashboard	17. Meet our Team
09. Global Search	18. We'd love to hear from you



FROM DIRECTOR'S DESK

As the founder of Happily Trade Exim, started in 2019, I believe every business deserves access to reliable trade data. With Welexo, our goal is to empower exporters, importers, and trade professionals with accurate insights to make smarter, data-driven decisions. Built from my years of experience in global trade, our platform simplifies complex information and uncovers opportunities across markets and products. I am committed to helping businesses grow confidently, compete globally, and thrive in an increasingly connected market. Every day, I strive to build a platform that not only delivers data but also inspires trust, supports innovation, and levels the playing field for businesses of all sizes worldwide. Welexo isn't just a tool, it's our vision to level the playing field and redefine what's possible in global commerce.



HAPPILY TRADE
YOUR INFORMATION PARTNER



ABOUT US

As Worldwide leading market research company Happily trade Exim had created milestone in fast driven database industry.



Mission

To fill the information gap between exporters and importers by the help of data.



Vision

Provide 100% authentic and accurate information to our clients.



Goal

To know as a good market research trade data company in industry.



HAPPILY TRADE EXIM'S GROWTH CHART

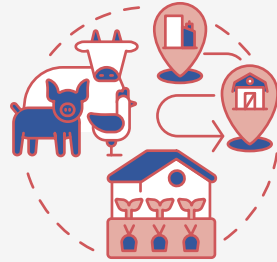


2019

Started with 5 team members, providing data only in excel of 10 countries.

2020

Expanded data coverage across South American markets.




2021

Entered African markets and extracted trade data for multiple African countries.

2022

Initiated development of the WELEXO online portal with basic functionality.




2023

Launched a fully revamped WELEXO portal with powerful data visualization tools.

2024

We built a strong market research team and fueled our EXIM journey on a global scale with maximum reach.



2025

A remarkable year with rapid client growth and increased market trust in WELEXO.

2026

We have grown to 50+ members & we are still growing. Our this year's road-map is to build mobile application and enhanced AI-driven features.



OUR PURPOSE

To develop your business to its full potential.

-  To bridge the information gap in the global trade market.
-  To help businesses identify the most profitable products to sell.
-  To assist in finding reliable buyers and sellers worldwide.
-  To reduce the risks involved in investing in overseas markets.
-  To make global trade operations faster, smoother, and more efficient.
-  To support businesses in expanding and growing in international markets.
-  To help you not just manage your business, but grow it exponentially.





WHY CHOOSE US?

We believe in 100% customer satisfaction. As a result, we've refined our services based on feedback from our clients.



Commitment to Work- Happily Trade Exim is committed to their work and words.



Value for Money- We provide data reports at highly competitive price.



Satisfied Clients- We have more than 12000 clients worldwide.



Solid Teamwork- Highly experienced professionals with years of service.



We Keep Innovating- Self-initiated audits of data quality & usability from time to time.



Reliable Information- Complete, accurate and authentic information.



GLOBAL TRADE SOLUTIONS FOR EVERYONE






OUR SUPER PORTAL “WELEXO”

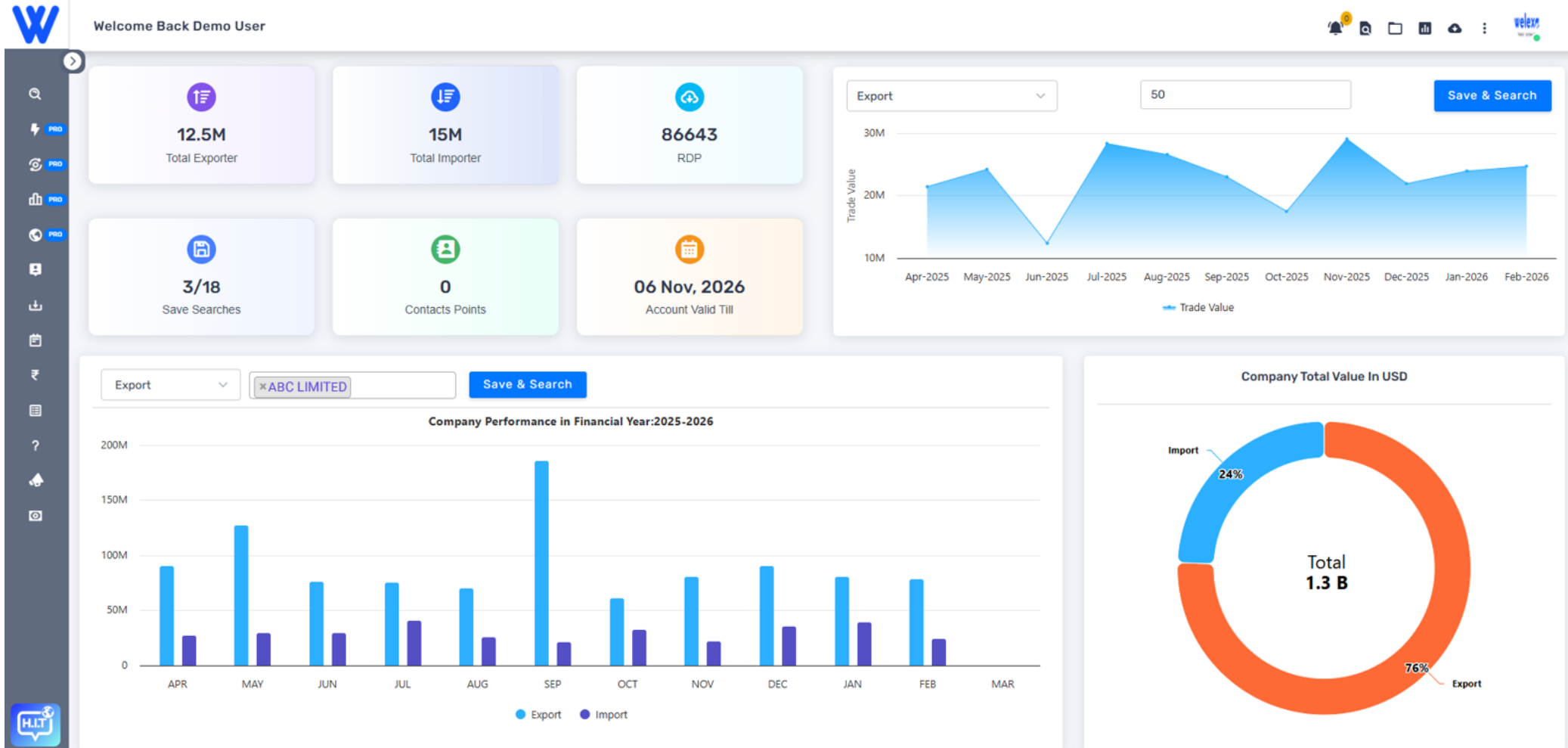
“Welexo” was launched in 2020. It is the product of Happily Trade Exim.

“Welexo” is an online portal that delivers a seamless and intelligent experience for accessing comprehensive import-export data. Design with intuitive graphical dashboards, it enables user to effortlessly analyses competitor metrics, track market trends, and access verified contact details of key industry players. Beyond analytics the platform serves as a powerful bridge connecting global buyers and sellers to unlock new trade opportunities. Packed with a suite of features tailored for the modern trader, it simplifies decision-making and empowers business with actionable insights and end-to-end trade visibility.





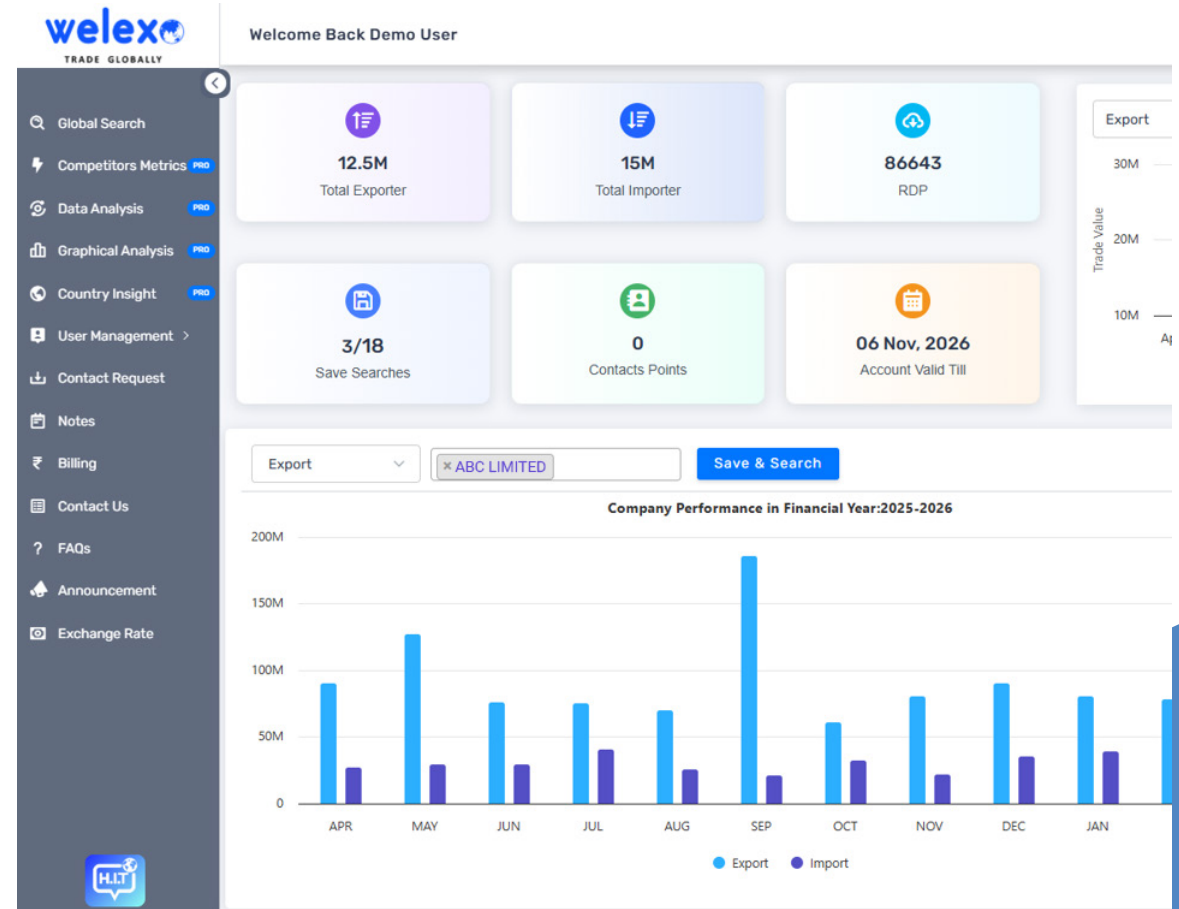
DIVE INTO WELEXO (DASHBOARD)





IF YOU CLICK ON LEFT MENU BAR YOU WILL SEE 5 DIFFERENT FEATURE:

- Global Search
- Competitors Metrics
- Data Analysis
- Graphical Analysis
- Country Insights





GLOBAL SEARCH

If you click on the search icon below the home icon on your left you will come to this page where you will have to fill the following details:

Select Country – You will have to select the country for the data you are looking for.

Select Company Type – Select either Importer name or exporter name.

Select Search By Text/Contains/Exact –Select any if specified.

Shipment Type – select either import or export according to your needs.

Select Company name – put the name of the company you want to analyse.

Search By Product Name – put the name of the product according to what have selected earlier in Text/Contains/Exact.

Time Period – Select the time period accordingly.

Select Hscode Type – Put the digit of Hscode you want to look at.(2,4,6,8,12)

The screenshot shows the 'Global Search Shipment' interface. At the top, there is a navigation bar with the 'W' logo and the text 'Home / Global Search Shipments'. A sidebar on the left contains several icons, including a search icon. The main content area features a search form with the following fields:

- Select Country ***: A dropdown menu with 'Please Select'.
- Shipment Type ***: A dropdown menu with 'Select Type'.
- Time Period ***: A dropdown menu with '1 Month'.
- Reporting Period ***: A date range input field with '01/11/2025 - 03/11/2025'.
- Select Company Type**: A dropdown menu with 'Please Select'.
- Select Company Name**: A text input field with 'Please select company name'.
- Select Hscode Type**: A dropdown menu with 'Please Select'.
- Search By HsCode**: A text input field with 'Please select HS Code'.
- Select Search By Text/Contains/Exact**: A dropdown menu with 'Please Select'.
- Search By Product Name**: A text input field with 'Please select Product Name' and a small icon.
- Select Country/Port Type**: A dropdown menu with 'Please Select'.
- Select Country/Port Name**: A text input field with 'Please select Country/Port'.

At the bottom of the form, there are two buttons: 'Search' and 'Clear All'. A blue banner at the top of the form area reads 'Unlock worldwide import-export insights with authentic trade intelligence.'



Once you click on the search button – this page will appear where the Shipment data will be given that includes –

VIEW (you can expand and view the data) , BILL DATE , DOMESTIC PORT, IMPORTER NAME, EXPORTERS NAME, FOREIGN PORTS, FOREIGN COUNTRY, HS CODE , PRODUCT DESCRIPTION, QUANTITY, UQA (unique quantity code), REGION, ETC.)

On the left of the data table you will find a “Filters” section, where you can filter the data according to your needs. There are several filter options Ex – Date , With or Without to the order , Select Country , HSN Codes , Importers Names , etc.

Home / Global Search Shipments

Unlock worldwide import-export insights with authentic trade intelligence.

Shipment Statistics Summary:

- 15 Total Shipments
- 27.59 lac Total Value (Domestic)
- 177.161 K Total Value (USD)
- 9.6264 M Total Value (FC)
- 1379894.56 Total Quantity

VIEW	COUNTRY NAME	BILL DATE	DOMESTIC PORT	EXPORTER NAME	EXPORTER ADDRESS
<input type="checkbox"/>	VIETNAM	2025-11-04	DONG NAI	KIM TIN GREENWOOD JOINT STOCK COMPANY	TON DUC THANG STREET TAN A
<input type="checkbox"/>	VIETNAM	2025-11-04	DONG NAI	KIM TIN GREENWOOD JOINT STOCK COMPANY	TON DUC THANG STREET TAN A
<input type="checkbox"/>	VIETNAM	2025-11-04	DONG NAI	KIM TIN GREENWOOD JOINT STOCK COMPANY	TON DUC THANG STREET TAN A
<input type="checkbox"/>	VIETNAM	2025-11-04	DONG NAI	KIM TIN GREENWOOD JOINT STOCK COMPANY	TON DUC THANG STREET TAN A
<input type="checkbox"/>	VIETNAM	2025-05-28	BINH PHUOC	KIM TIN GREENWOOD JOINT STOCK COMPANY	TON DUC THANG TAN AN WARD
<input type="checkbox"/>	VIETNAM	2025-05-28	BINH PHUOC	KIM TIN GREENWOOD JOINT STOCK COMPANY	TON DUC THANG TAN AN WARD
<input type="checkbox"/>	VIETNAM	2025-05-28	BINH PHUOC	KIM TIN GREENWOOD JOINT STOCK COMPANY	TON DUC THANG TAN AN WARD



COMPETITORS METRICS

Competitors Metrics – This feature allows you to compare your Metric with other companies. The following details needs to be filled to get metrics of your company and others, as shown in the picture given to your right :

1. **Select Country – Select the country for the data you want to look at.**
2. **Shipment Type – Select Import or Export.**
3. **Time period – By default it will show you 1 month but you can change it according to your needs.**
4. **Reporting Period – Select the duration of Reporting Period.**
5. **Company Type – Select either Importer or Exporter.**
6. **My Company – Put the name of your own company.**

Home / Competitor Metrics

Benchmark competitors with growth trends, values, trade chain and comparative analytics

Select Country* Shipment Type* Time Period* Reporting Period* Company Type* My Company*

Russia Select Type 1 Month 01/03/2026 - 23/03/2026 Exporters Please enter company

METRICS IN TOTAL	SEARCH TO FIND YOUR COMPANY METRICS
USD Value	0000
Domestic Value	0000
FC Value	0000
Shipment	0000
Domestic Port	00
Foreign Country	00
Hscode	00
Foreign Company	00
Trade Chain	🔍

©2026 Welexo Global Trade

Powered By HAPPILY TRADE




Once you click on the search button – this page will appear where the Metrics of your company will be given that includes –

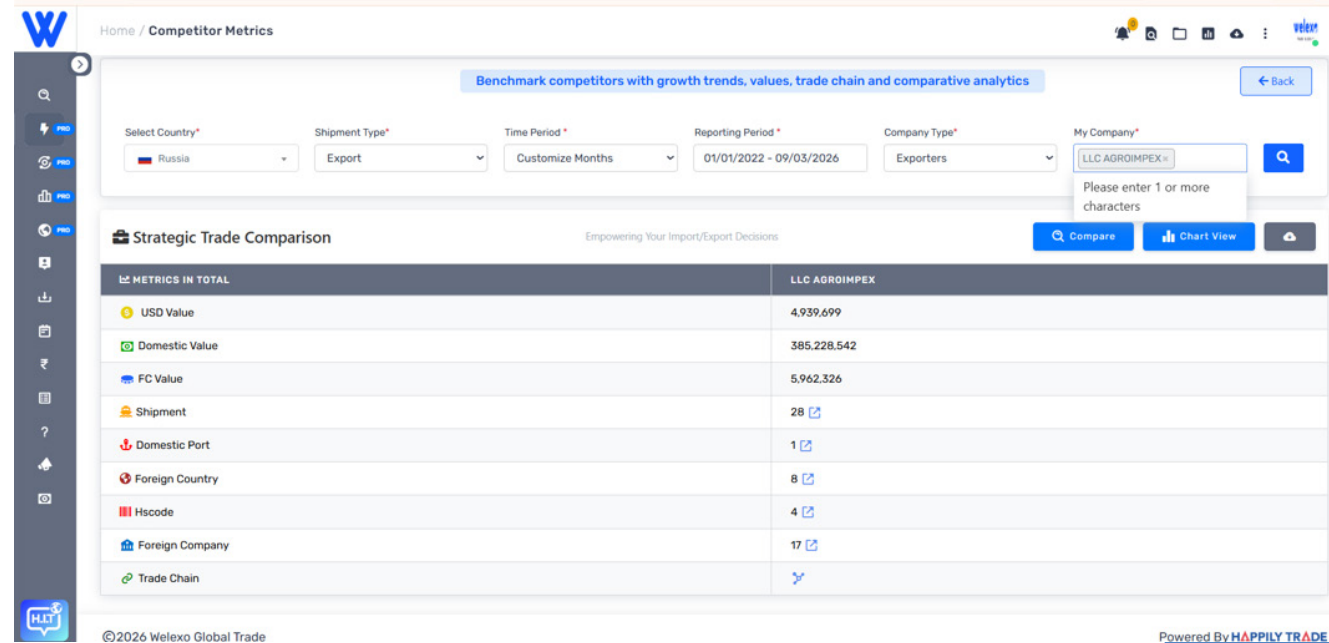
1. Value USD
2. Domestic Value
3. Shipment
4. Domestic Port
5. Foreign Country
6. Hscode
7. Foreign Company

 Value USD

It shows the monetary money US dollars.

 Domestic Value

It shows the monetary money of Domestic value.



Home / Competitor Metrics

Benchmark competitors with growth trends, values, trade chain and comparative analytics

Select Country* Shipment Type* Time Period* Reporting Period* Company Type* My Company*

Russia Export Customize Months 01/01/2022 - 09/03/2026 Exporters LLC AGROIPEX

Please enter 1 or more characters

Strategic Trade Comparison Empowering Your Import/Export Decisions

METRICS IN TOTAL	LLC AGROIPEX
USD Value	4,939,699
Domestic Value	385,228,542
FC Value	5,962,326
Shipment	28
Domestic Port	1
Foreign Country	8
Hscode	4
Foreign Company	17
Trade Chain	

©2026 Welexo Global Trade

Powered By HAPPILY TRADE



GRAPHICAL ANALYSIS

Once you click on the “Graphical Analysis” you will land on this page where you will have to put in some details to get the data. The details you have to fill in are :-

1. Select Country – Select the country of the data you want to Look at.
2. Shipment Type – Either select Importer or Exporter according to your needs.
3. Currency – Select the type of currency you want to see the data in either US Dollar or Rupees.
4. Search On – Select the HS Code if you want to search the data by HSN Codes or select Product if you want to search the data with their product name.
5. HS Code/Product – Put the HS Code or Product name in the given section according to whatever you have selected earlier.

#Once everything filled in click on the search button.

Visualize trade flows through dynamic charts and interactive dashboards. [← Back](#)

Select Country * India	Financial Year 2024-25 Apr-May	Shipment Type <input checked="" type="radio"/> Export <input type="radio"/> Import	Currency <input checked="" type="radio"/> \$ US Dollar <input type="radio"/> ₹ Rupees	Search On * <input type="radio"/> Hs Code <input type="radio"/> Product	HS Code * Please enter hscode
---------------------------	-----------------------------------	--	---	---	----------------------------------

[Search](#)

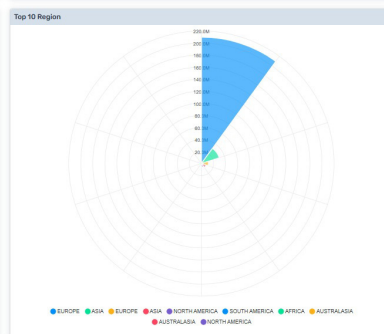
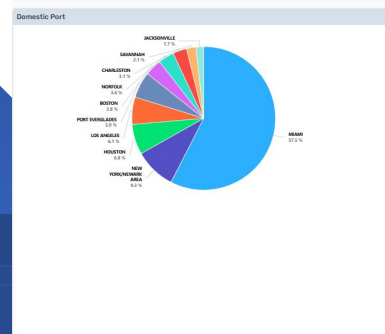
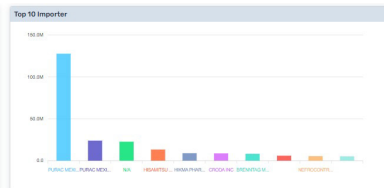
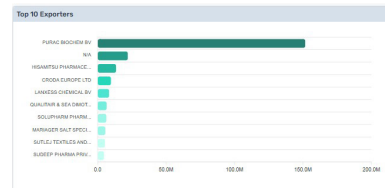
Total Shipment 00,000	YoY Trend 0.0 %	Total Value \$ 00,000	Total Countries 00
--------------------------	--------------------	--------------------------	-----------------------



Once you have clicked on the search button after filling the details, this is how the data presentation is done.

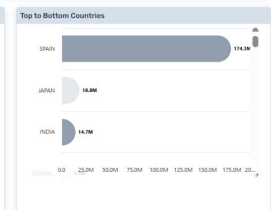
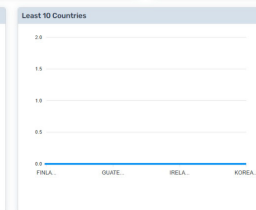
TOP 10 Countries View YOY Growth

COUNTRIES	2022-23	2023-24	2024-25	% SHARE IN TOTAL EXPORTS			INCREASE/DECREASE
	VALUE (USD)	VALUE (USD)	VALUE (USD)	2022-23	2023-24	2024-25	
SPAIN	156130726	156130726	174337894	77.59	77.59	67.58	-10.01 ↓
JAPAN	14945211	14945211	18816100	7.44	7.44	7.29	-0.15 ↓
INDIA	15314018	15314018	14662327	7.61	7.61	5.68	-1.93 ↓
GERMANY	6216849	6216849	9916775	3.09	3.09	3.84	0.75 ↑
NETHERLANDS	4730460	4730460	8994904	2.35	2.35	3.49	1.14 ↑
UNITED KINGDOM	2660358	2660358	8099952	1.32	1.32	3.14	1.82 ↑
FRANCE	205551	205551	7908584	0.1	0.1	3.07	2.97 ↑
DENMARK	997632	997632	5486976	0.5	0.5	2.13	1.63 ↑
BAHAMAS	0	0	5215080	0	0	2.02	2.02 ↑
ROMANIA	0	0	4554480	0	0	1.77	1.77 ↑



Monthly Trend Comparison

MONTH/YEAR	CURRENT YEAR VALUE	PREVIOUS YEAR VALUE	MONTHLY YOY GROWTH
APR-2024	19932480	0	100% ↑
MAY-2024	14224484	0	100% ↑
JUN-2024	28721603	0	100% ↑
JUL-2024	39059956	4566826	89.33% ↑
AUG-2024	33888623	18591257	43.50% ↑
SEP-2024	35316201	37237845	-5.46% ↓





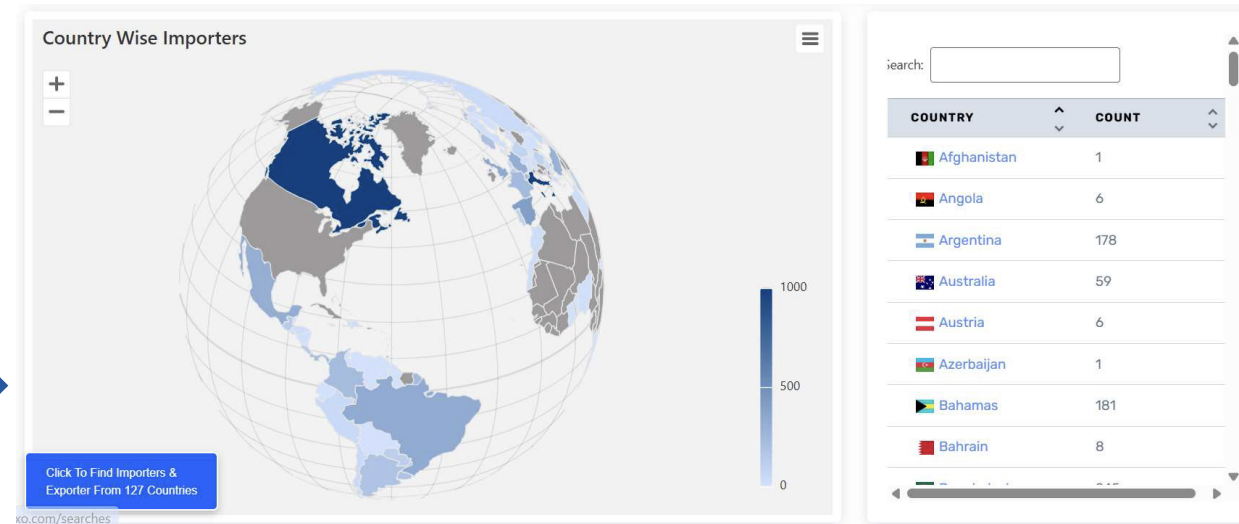
COUNTRY INSIGHTS

Country Insights – It helps to get the data of all the countries globally, the above image shows the required details needed to be filled in to access the data, the following details are: **Financial Year**, **Shipments type**, **Trade type**, **Search on** and **Enter Hscodes**. Once you have filled these details click on the search icon.

A screen similar to this will appear once you have entered all the required details and clicked on the Search button.

Explore trade data country-wise with an interactive globe experience. [← Back](#)

Finance Year: 2025-Current | Shipment Type: Export | Search On: Hs Code | Enter Hscode:





Once you have the country insights in front of you and when you click on any part on the map shaded with blue you will get the detailed insights by opening up a new tab, The details you will see different Company Types. Once click on any of the company you will get a more details view of the specific company.

The screenshot displays a web application interface for viewing company details. At the top, there is a search bar and a filter for 'Company Type' set to 'Exporter'. The main content area shows a grid of eight company cards, each with the following information:

- Company Name:** N/A, NONGHAO FREIGHT INC, DAVID MCANTONY GIBSON FOUNDATION, AIR SHIP INTERNATIONAL INC, MAINFREIGHT INC, 9937510 CANADA CORP, DRYER MASTER INC, OPISYSTEMS INC.
- Total Shipment:** 702, 2, 4, 3, 2, 3, 7, 6
- Total Value(USD):** \$3,021,627.81, \$1,420,400.00, \$1,128,040.00, \$610,800.00, \$419,660.00, \$265,000.00, \$188,898.82, \$167,863.18
- Country:** CANADA



Clicking on it will give you a detailed insights shown in the image given below

Home / Global Search Shipments

EXPORTER: PARAPEX COLTD

Shipments | Statistics

- 4 Total Shipments
- 0.00 Total Value (Domestic)
- 189 Total Value (USD)
- 174 Total Value (FC)
- 9 Total Quantity

Filters

Select Date Range: 01/01/2022 - 11/03/2026

With To The Order

- Source Countries
- Foreign Countries
- HSN Codes
- Exporter Names
- Importer Names

VIEW	COUNTRY NAME	BILL DATE	DOMESTIC PORT	EXPORTER NAME	EXPORTER ADDRESS
<input type="checkbox"/>	VIETNAM	2025-04-22	HO CHI MINH CITY	PARAPEX COLTD	FACTORY 3 LOT D21/II-D22/II ROAD SO 2B VINH LOC INDUSTRIAL P
<input type="checkbox"/>	VIETNAM	2025-04-22	HO CHI MINH CITY	PARAPEX COLTD	FACTORY 3 LOT D21/II-D22/II ROAD SO 2B VINH LOC INDUSTRIAL P
<input type="checkbox"/>	VIETNAM	2025-02-21	HO CHI MINH CITY	PARAPEX COLTD	FACTORY 3 LOT D21/II-D22/II ROAD SO 2B VINH LOC INDUSTRIAL P
<input type="checkbox"/>	VIETNAM	2025-02-21	HO CHI MINH CITY	PARAPEX COLTD	FACTORY 3 LOT D21/II-D22/II ROAD SO 2B VINH LOC INDUSTRIAL P

Show 20 entries



CONTACT REQUEST

The next slide is contact request, In this you can view the contact details for what you have requested.



The screenshot shows a web application interface for 'Contact Details'. The breadcrumb navigation is 'Home / Contact Details'. The page title is 'Contact Details'. There is a search bar and a 'Show 10 entries' dropdown. A table displays three entries with columns: REQUESTED DATE, SHIPMENT TYPE, FINAL ADJUSTED POINTS, REQUESTED DATA, DATA PROVIDED, REMARKS, STATUS, and DATA PROVIDE. The table shows three rows of data for 'Monthly Import Shipment' and 'Monthly Export Shipment' on '27-06-2025', all with a status of 'PENDING'. Below the table, it says 'Showing 1 to 3 of 3 entries' and has 'Previous', '1', and 'Next' navigation buttons. A dark sidebar on the left contains various icons, and a blue arrow points from the text above to this sidebar.

Home / Contact Details

Contact Details

Show entries Search:

REQUESTED DATE	SHIPMENT TYPE	FINAL ADJUSTED POINTS	REQUESTED DATA	DATA PROVIDED	REMARKS	STATUS	DATA PROVIDE
27-06-2025	Monthly Import Shipment	100	1			PENDING	
27-06-2025	Monthly Export Shipment	100	1			PENDING	
27-06-2025	Monthly Export Shipment	100	1			PENDING	

Showing 1 to 3 of 3 entries Previous **1** Next



BILLING

Billing:
Under Billing you can see our
3 subscription plans that is:

BASIC

PLUS

PRO

BASIC \$1400 12 Months	
Subscribe	
India	Country Covered
2,50,000	Download Points
10	Save Searches
25	Contact Search
12 Months	Validity
5	Users Access
X	H.I.T
X	Data Analysis
X	Graphical Analysis
X	Metrics
X	Country Insight
X	Custom Columns Saved Layout
✓	Daily Search Unlimited
✓	All Chapter Data Access
✓	Shipment Statics
✓	Weekly Report
✓	Company Search Unlimited
✓	Complete Shipment View
✓	Trade-Figure
✓	Currency Code
✓	Bullet Filters
✓	Notification
✓	Account Manager
✓	Linkedin Search

PLUS \$3200 12 Months	
Subscribe	
Global	Countries Covered
5,00,000	Download Points
15	Save Searches
50	Contact Search
12 Months	Validity
10	Users Access
X	H.I.T
X	Data Analysis
X	Graphical Analysis
X	Metrics
X	Country Insight
✓	Custom Columns Saved Layout
✓	Daily Search Unlimited
✓	All Chapter Data Access
✓	Shipment Statics
✓	Weekly Report
✓	Company Search Unlimited
✓	Complete Shipment View
✓	Trade-Figure
✓	Currency Code
✓	Bullet Filters
✓	Notification
✓	Account Manager
✓	Linkedin Search

PRO \$7200 12 Months	
Subscribe	
Global	Countries Covered
10,00,000	Download Points
20	Save Searches
100	Contact Search
12 Months	Validity
15	Users Access
✓	H.I.T
✓	Data Analysis
✓	Graphical Analysis
✓	Metrics
✓	Country Insight
✓	Custom Columns Saved Layout
✓	Daily Search Unlimited
✓	All Chapter Data Access
✓	Shipment Statics
✓	Weekly Report
✓	Company Search Unlimited
✓	Complete Shipment View
✓	Trade-Figure
✓	Currency Code
✓	Bullet Filters
✓	Notification
✓	Account Manager
✓	Linkedin Search

MOST POPULAR



CONTACT US

Contact Us – This is for contacting us if you are facing any issue you can write your details and query and submit the form.

Home / Contact Us

Get In Touch!

admin@welexo.com

600 N Broad Street Suite 5 #3393,
Middle Town, DE USA 19709

NAME * EMAIL *

PHONE *

QUERY *

Submit



OUR CLIENT





MEET OUR TEAM


We have a team of hardworking professionals with extensive experience in international marketing, export, and import procedures that assist our clients to get maximum results.



WE'D LOVE TO HEAR FROM YOU!



HAPPILY TRADE
YOUR INFORMATION PARTNER

 A-94 and A-99, Second Floor, DDA Shed, Okhla Industrial Area, Phase-2, New Delhi-110020

 011-41687555

 info@happilytrade.com

 www.happilytrade.com

Join us on:

